

Financial summary 2019–20

The department’s service areas are the provision of:

- Policy Advice and Co-ordination, and Cabinet Support
- Strategy and Engagement
- Government Services
- Legislative Drafting and e-Publishing.

Department revenue

Total departmental revenue for 2019–20 year was \$106.75 million, a decrease of \$28.74 million (21 per cent) from the prior year.

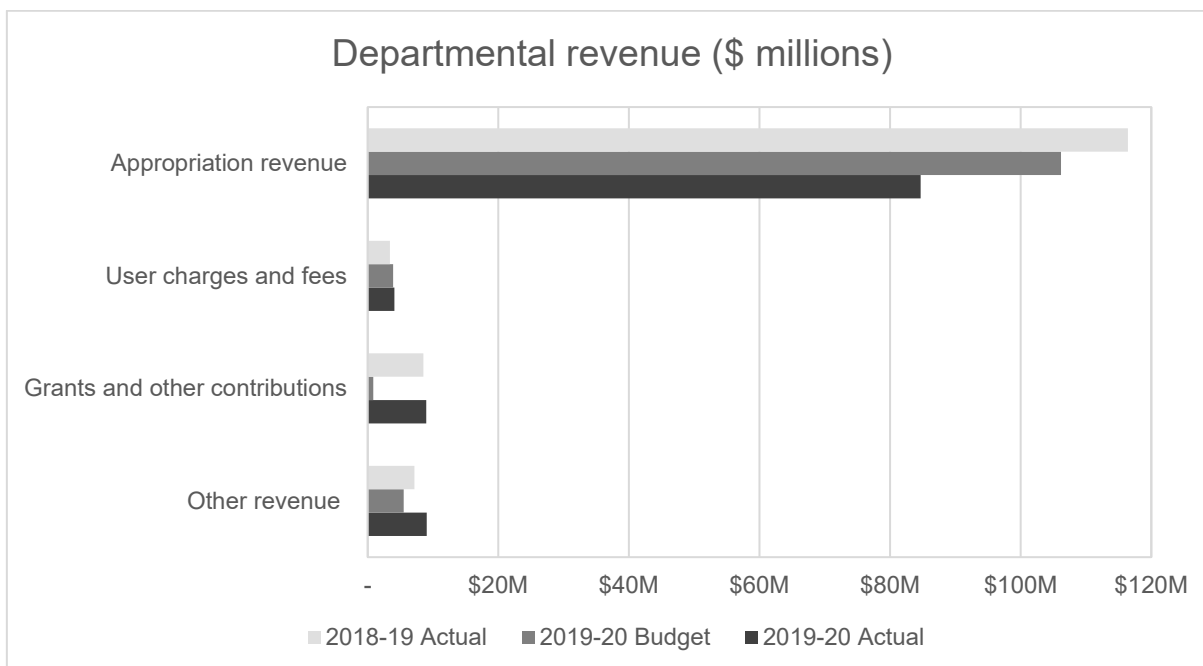
This is primarily due to a reduction in appropriation funding of \$31.74 million required to meet the department’s operational costs. This primary driver is funding paid to Screen Queensland (\$21.76 million) for the *Production Attraction Strategy* funded through the department’s controlled appropriation in 2018–19, and savings identified

during 2019–20 have enabled the department to return \$9.922 million to the consolidated fund. This was offset by an additional \$3.08 million provided to the COVID-19 Recovery and Response Taskforce to support the government’s recovery strategy.

Appropriation funding is the department’s main source of revenue and comprises 79 per cent of the department’s revenue.

The increase in other revenue is primarily driven by in-kind contributions sourced from other Queensland Government departments to support the 2032 Taskforce (\$1.87 million) and COVID-19 Recovery and Response Taskforce (\$1.241 million). The department derives some additional revenue from the provision of corporate support services to portfolio agencies such as the Public Service Commission, Office of the Governor and Ministerial Offices and Office of the Leader of the Opposition. Sponsorship revenue is derived from events managed by the department.

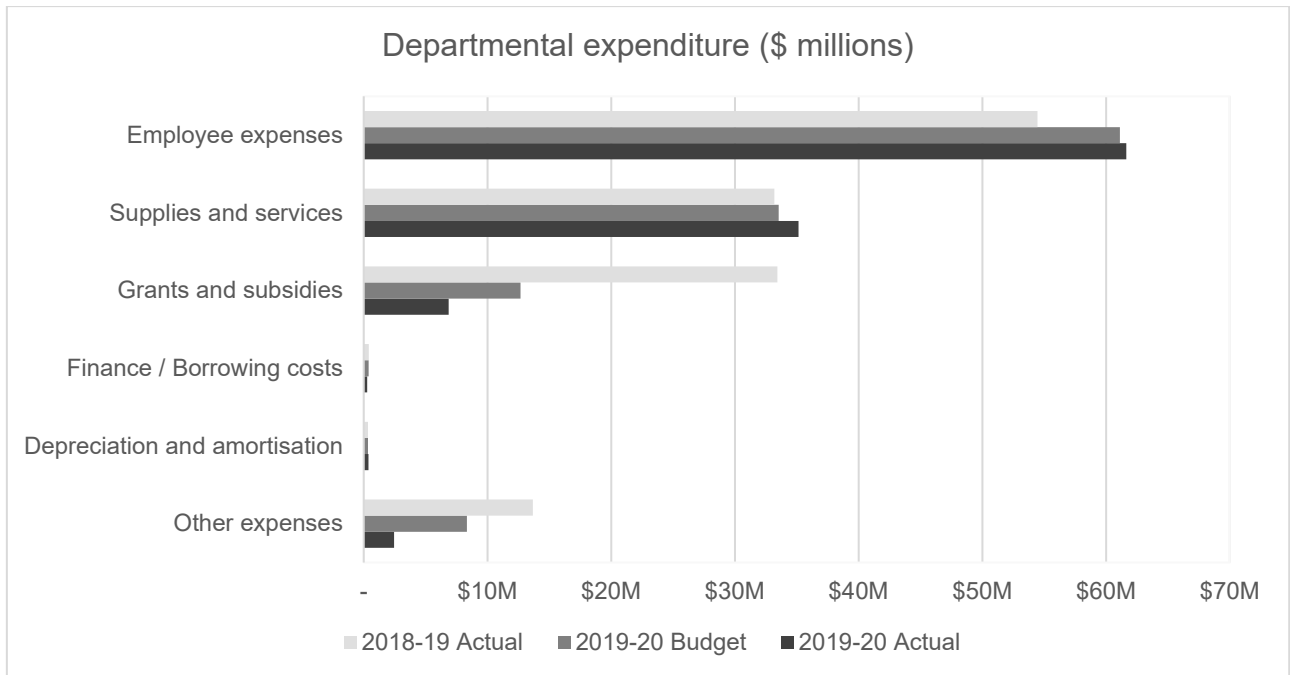
Figure 1 – Comparison of revenue performance from prior year.



Department expenditure

Total expenditure for the year ending 30 June 2020 was \$106.75 million, a decrease of \$28.74 million (21 per cent) on the prior year. The decrease is primarily due to a reduction in grants paid to Screen Queensland (\$22.56 million) and the Anzac Centenary Commemoration (\$6.73 million). Other expenses have reduced due to a revised treatment of end-of-year deferrals. These comments are supported in Figure 2 below.

Figure 2 – Comparison of expenditure performance from prior year.



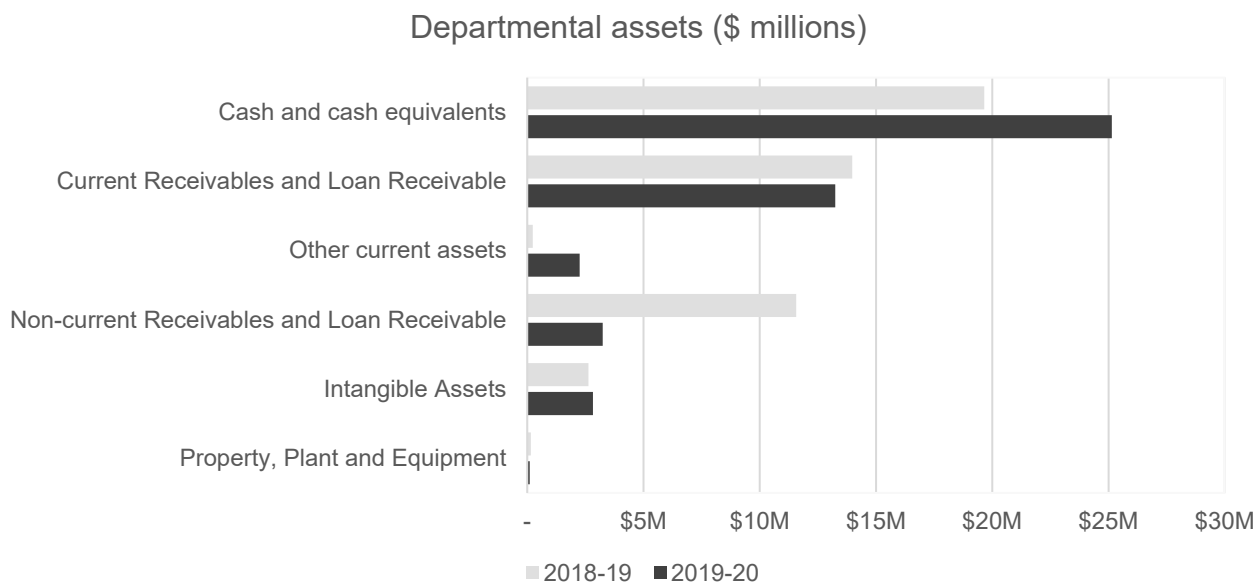
Summary of financial position

The department's total asset position was \$46.82 million at 30 June 2020, representing a minor decrease from the prior year of \$1.41 million.

The department's current asset position recorded an increase of \$6.78 million to \$40.64 million, reflecting an increase in cash assets due to the end of financial year appropriation payable for the lapsed funding to be returned to Queensland Treasury and the deferral of funding to 2020–21.

Non-current receivables and loans have reduced due to the revised accounting treatment applied with the introduction of AASB 16 Leases, resulting in the reduction of a non-current appropriation (\$3.322 million) and the reclassification for loans due to be repaid within the next 12 months.

Figure 3 – Comparison of departmental assets from prior year.

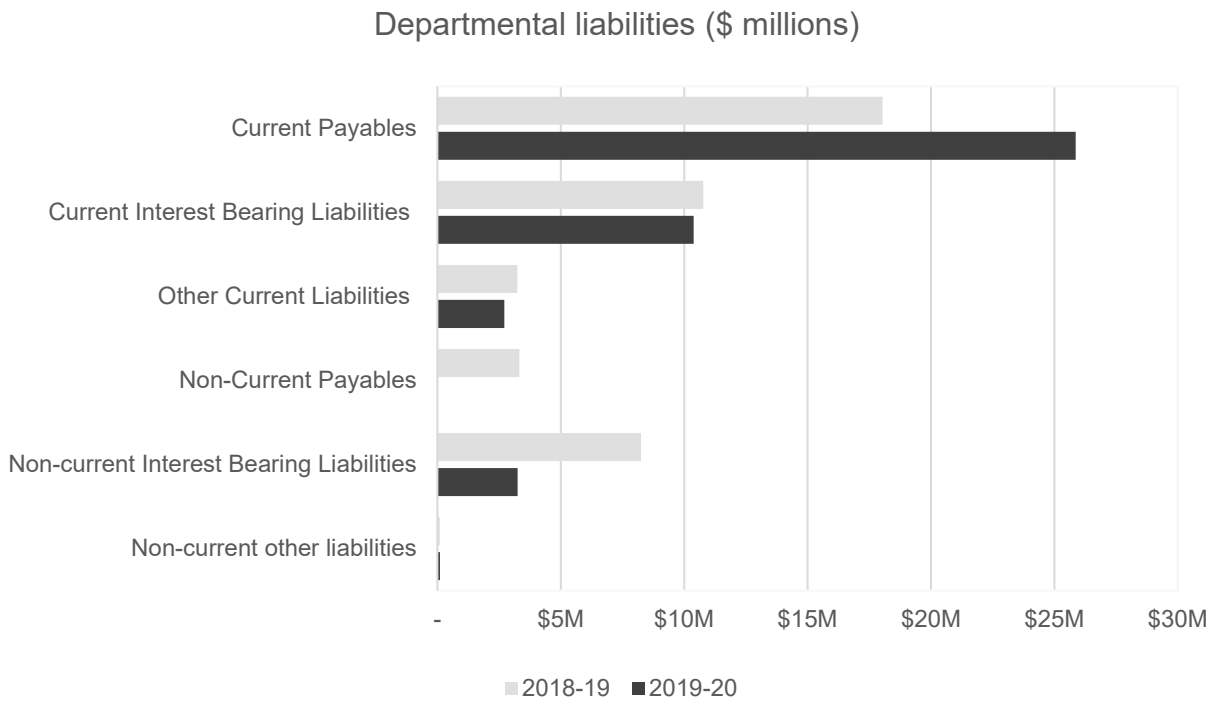


The department has loan receivable assets for loans provided to Screen Queensland through the Revolving Film Finance Fund (RFFF) to support film production across the state. The department has secured a line of credit facility through Queensland Treasury Corporation, which enables

the ongoing funding to be provided to Screen Queensland to provide industry funding for film productions.

Figure 4 compares the movements in the department's liabilities that occurred during the 2019–20 financial year:

Figure 4 – Comparison of departmental liabilities from prior year.



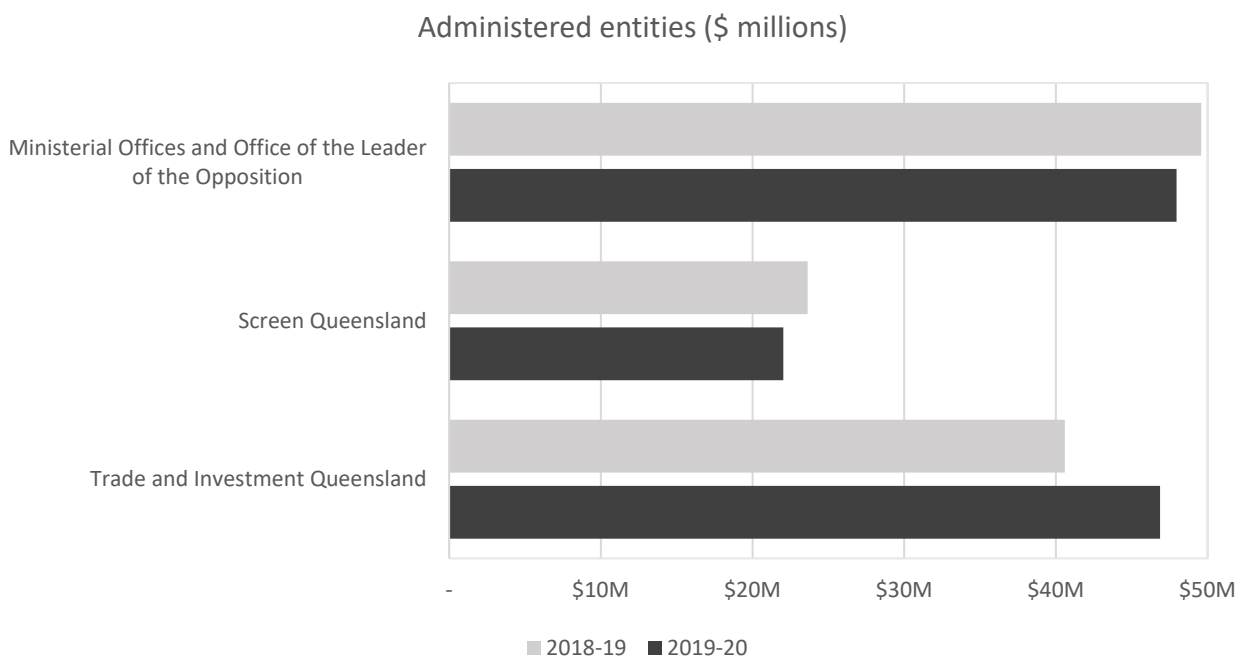
Administered funding

For the year ended 30 June 2020, the department's administered funding was \$117.0 million, an increase of \$3.0 million (3 per cent) from the prior year.

The increase in administered payments from the prior year is primarily attributable to increased grants provided to Trade and Investment Queensland for their operations, including additional funding provided for the Study Queensland

Immediate Recovery Package (\$1.2 million) as part of the government's COVID-19 response package and deferral of funds from 2018–19 of \$3.58 million. This was offset by savings achieved in delivering services for Ministerial Offices and Leader of the Opposition (\$1.66 million) compared to the prior year.

Figure 5 - The distribution of administered funding between entities.



Chief Finance Officer Assurance

In accordance with the requirements of the *Financial Accountability Act 2009*, the Chief Finance Officer has provided the Director-General with a statement confirming the financial internal controls of the department are operating efficiently, effectively and economically in conformance with section 57 of the *Financial and Performance Management Standard 2019*.

The statement indicated no deficiencies or breakdowns in internal controls, which would impact adversely on the department's financial governance or financial statements for the year.